



Start Using the App Today

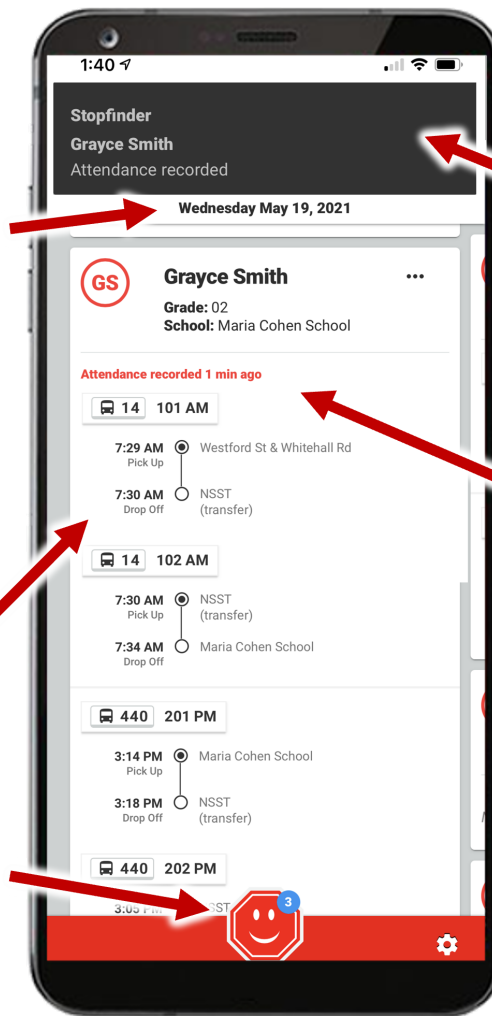
1. Activate your subscription
 - An invitation email will be sent from the Transportation Department
2. Install the Stopfinder app
3. View your student's schedule & share your student's schedule with caregivers
4. Create GeoAlerts, configure ETA Alerts & receive attendance notifications
5. Easily and securely communicate with your Transportation Department



See each student's schedule for any day of the year

Vehicle, Trip and Stop information, including transfer trips and alternate site stops

Access announcements, forms, and messages






Receive real-time notifications for attendance, ETA, and GeoAlerts

View previous notifications for attendance and GeoAlerts on each student's card



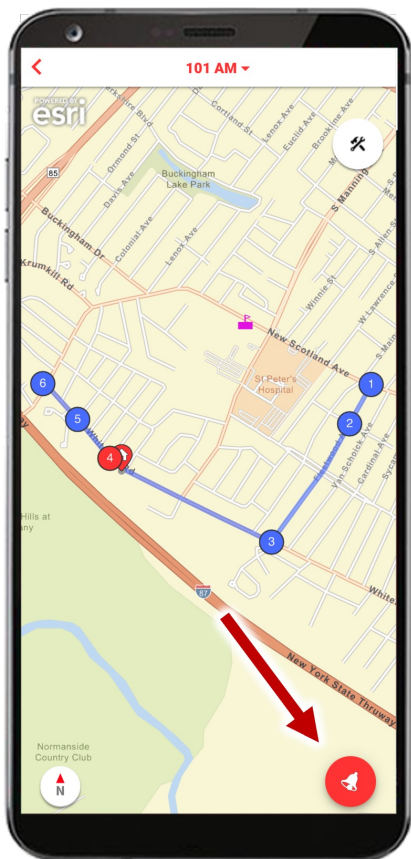
If you have any questions feel free to contact the Crooksville EVSD Transportation Department.



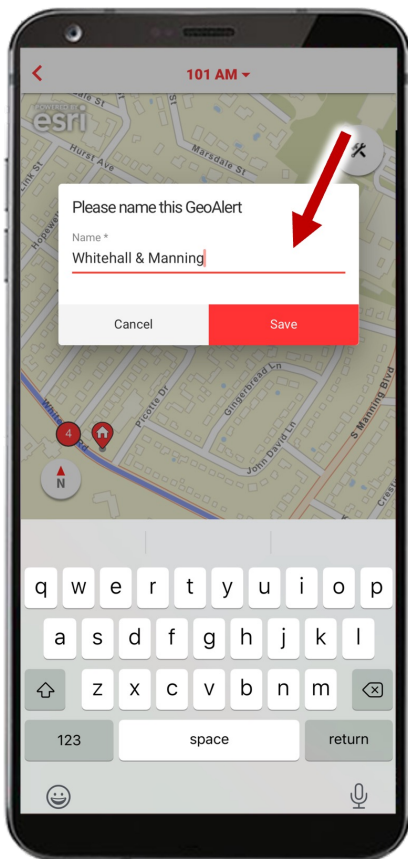
 Crooksville EVSD Transportation Department
 (740) 982-6232
 transportation@crooksville.org



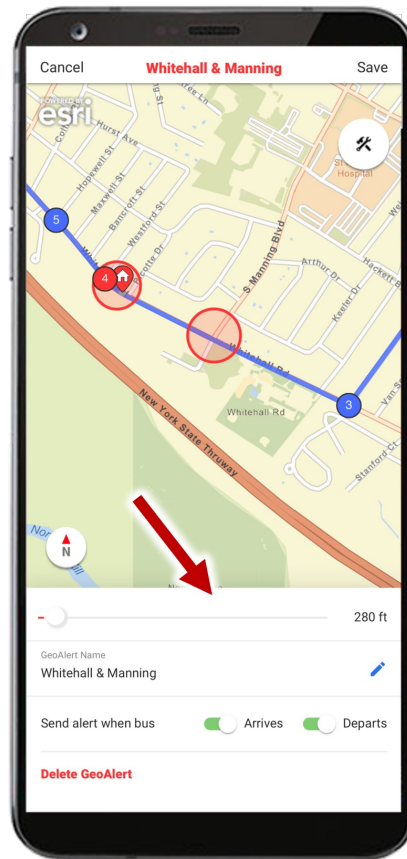
With GeoAlerts, create alert zones anywhere on the map to receive GeoAlert notifications when the bus arrives at or departs from the alert zone.



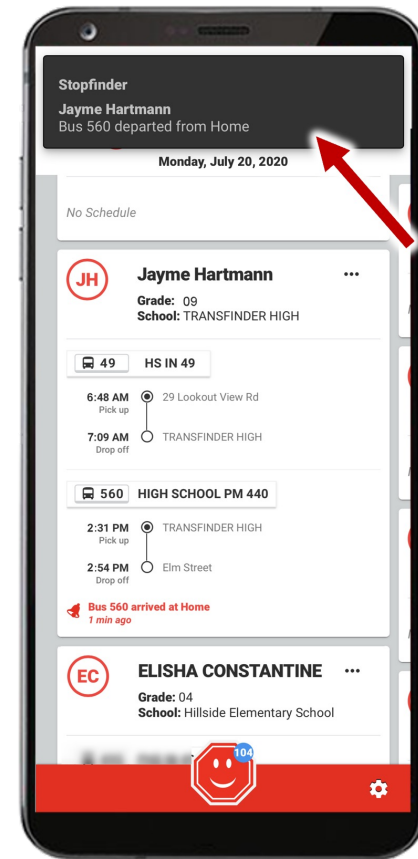
Tap the Alert button and select Add GeoAlert from the GeoAlerts menu



Name the new GeoAlert and tap Save



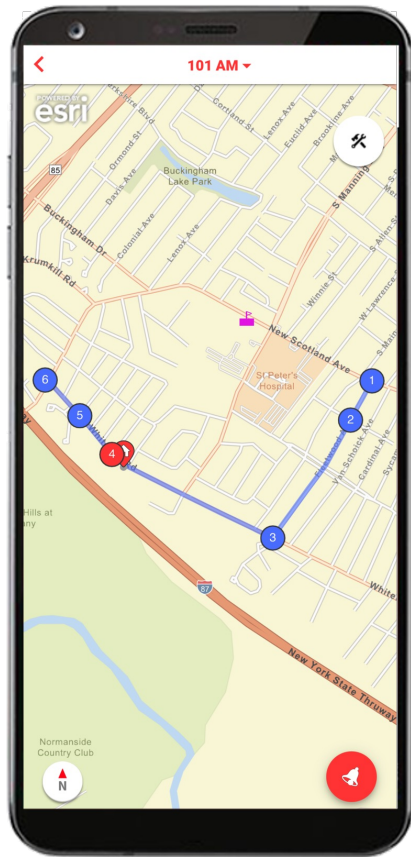
Position the GeoAlert, use the slider to change its size and select when you want alerts sent




Receive notifications and view GeoAlerts on the student card



With ETA Alerts, choose to receive an ETA Alert when the bus is 5, 10, 15 or 20 minutes away. Alerts will appear on your student's schedule and as a notification.



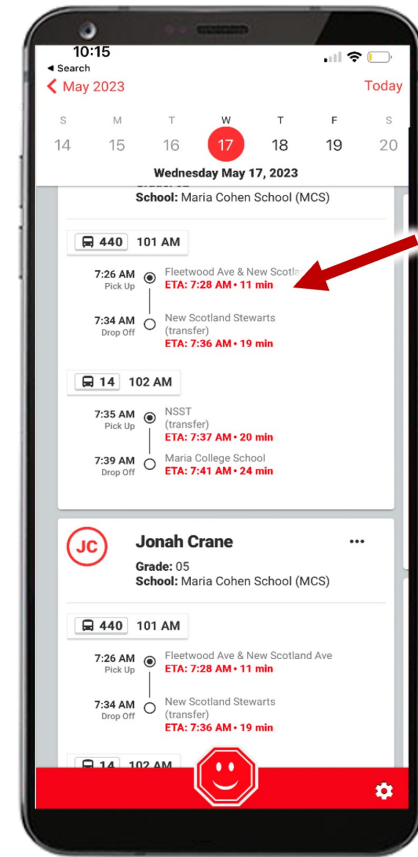
Tap the Alert button and select Add ETA Alert from the menu



Select if the ETA Alert will be for 5, 10, 15 or 20 minutes



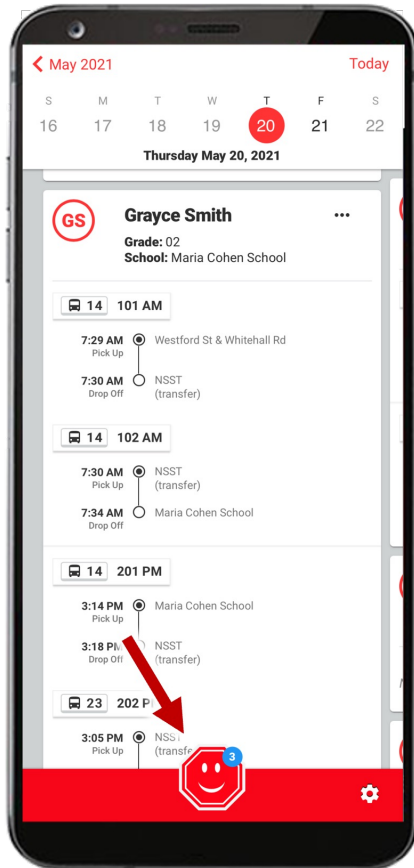
Save the Alert.
Add additional alerts or tap the Alert button to Manage Alerts.



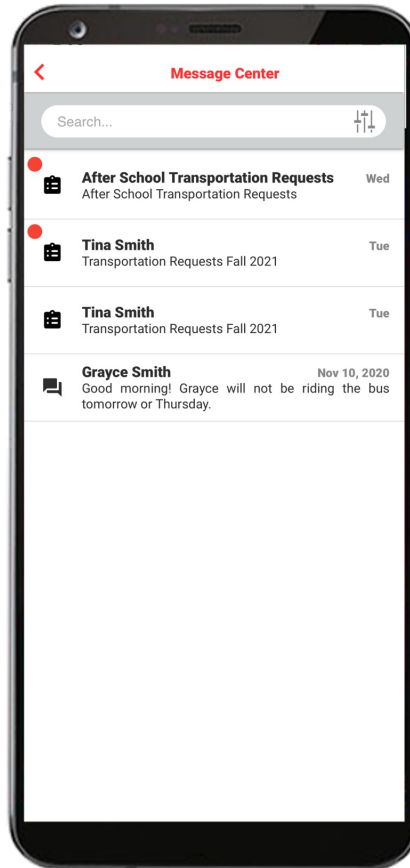
Receive notifications when the bus is the selected number of minutes away from your student's stop



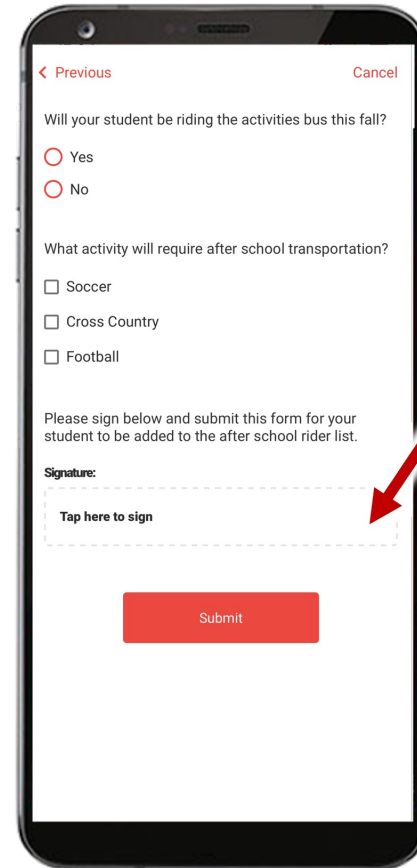
Secure communication through the Stopfinder Message Center. View announcements, message responses, and forms.



Tap Stoppy to view messages, read announcements, and submit forms



Unread messages will appear with a red notification badge



Sign and submit forms through Stopfinder